

# Basic Sewing Machine Stitches

Use the information on this page to help you fill in the table on the next page.

**Straight:** You use the straight stitch for basting, seaming, and topstitching.

**Zigzag:** The machine adds width to the straight stitch to make the zigzag stitch. You use the zigzag stitch for stitching around appliqué, making buttonholes, sewing on buttons, and embroidering. The zigzag stitch is as practical as it is fun.

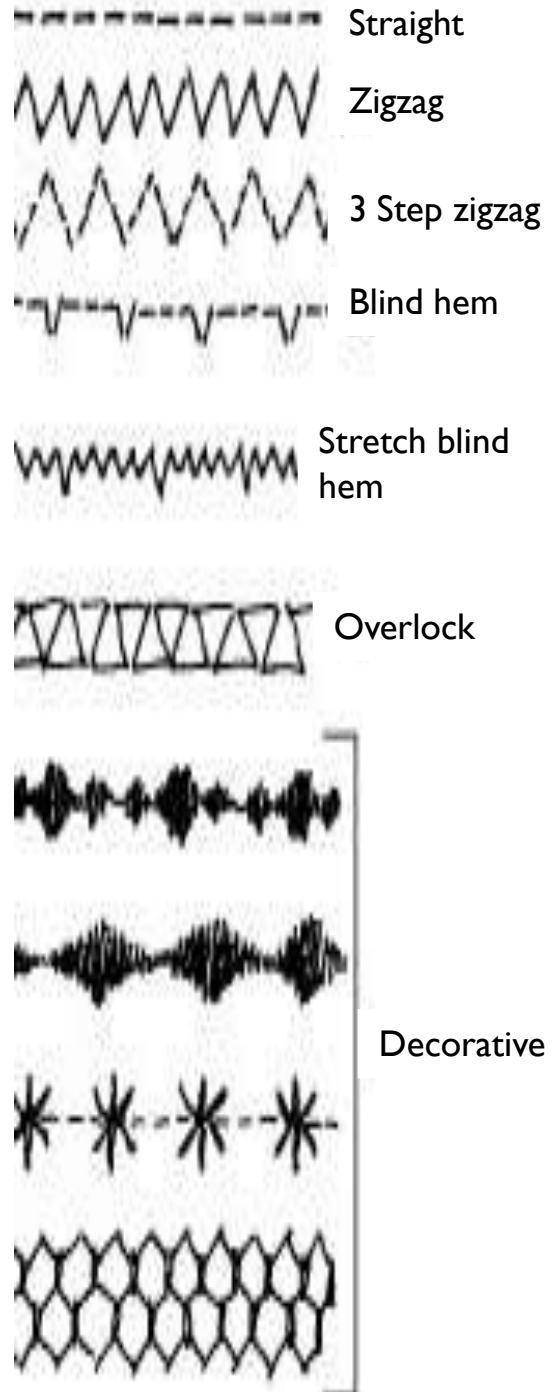
**Three-step zigzag:** When used on the widest width, the ordinary zigzag stitch pulls the fabric into a tunnel and the fabric rolls under the stitch — not very desirable. To eliminate this problem, the sewing gods handed down the three-step zigzag stitch. The needle takes three stitches to one side and then three stitches to the other side, keeping the fabric flat and tunnel-free. Use the three-step zigzag for finishing raw edges, sewing on elastic, mending rips and making decorative effects.

**Blind hem and stretch blind hem:** The blind hem stitch is designed to hem woven fabrics so that the stitches are almost invisible when looked at from the right side of the garment. The stretch blind hem stitch has an extra zigzag or two that stretches to invisibly hem knit fabrics. Both stitches have decorative applications, too.

**Overlock:** Many of the overlock-type stitches on today's sewing machines are designed to stitch and finish seams in one step, simulating the serger stitches that you see on ready-to-wear garments. Some of these stitches work well on woven fabrics; some work better on knits.







**Decorative:** Decorative stitches fall into two basic categories: *closed*, satin-type stitches (such as the ball and diamond) and *open*, tracery-type stitches (such as the daisy and honeycomb). Many newer machines can be programmed to combine these stitches with other stitches, elongate the designs for a bolder decorative effect, and even stitch someone's name.

These normally serve no purpose other than to look aesthetically pleasing.



# Sewing Questions

Use the information on the other previous page and the keywords at the bottom of this page to fill in the table

Symbol	Use	Name
		
		
		
		
		
		

**Keywords:**

Three-step zigzag

Straight

Overlock,

Decorative, Zigzag

Blind hem